

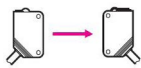
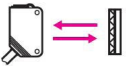
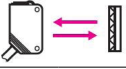

PHOTO SENSORS

KPS-AL SERIES



CLASSIFICATION

KPS - AL

MODEL	Type	Type	Sensing Distance	Protection
T	Through - beam 	Emitter	10m	IP65
R		Receiver		
TR	Retro - reflective 		5m	
TRP	Retro - reflective (polarizing filter) 		3m	
D	Diffuse - reflective 		1m	

Wiring diagram

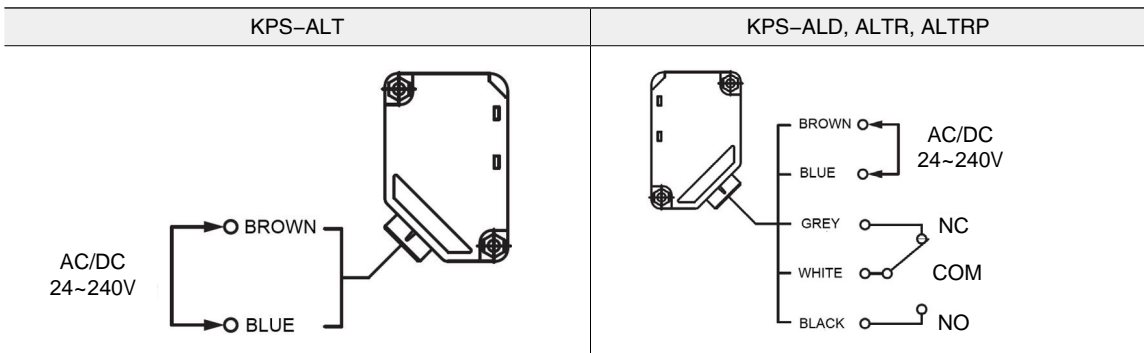


PHOTO SENSOR

PROXIMITY SENSOR

WATER LEVEL CONTROLLER

PID TEMP. CONTROLLER



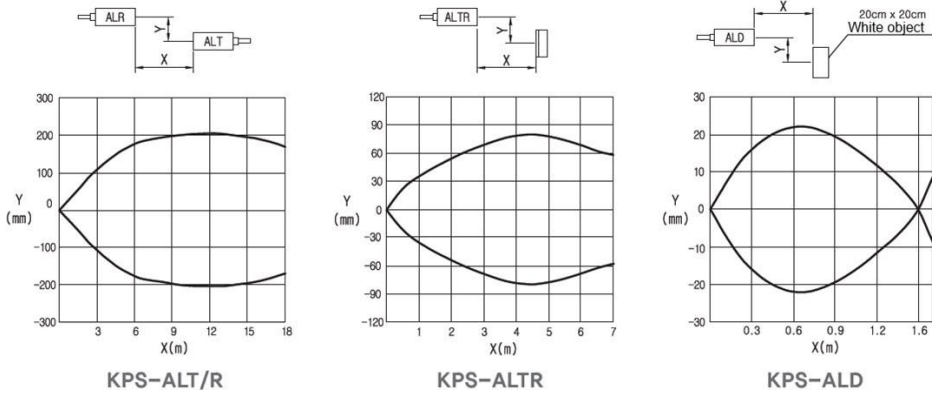
Parallel Operating Range

Type	Diffuse Reflective	Retro - reflective	Retro - reflective (Polarizing - filter)	Through - beam	
				Emitter	Receiver
Model	KPS - ALD	KPS - ALTR	KPS - ALTRP	KPS - ALT	KPS - ALR
Detecting Distance	1m Max.	5m Max.	3m Max.	10m Max.	
Standard detecting object	Opaque object			Opaque object(Ø20)	
Light Source	Infra - Red LED				
Voltage	AC/DC 24~240V				
Power consumption	Max 2W			Max 1.5W	Max 2W
Output	Relay output: 1C				
Contact ratings	30VDC 2A, 125VAC 0.6A				
Response time	20ms Max.				
External light interference	incandescent light 2,000 lx, sun light 10,000 lx Max.				
Ambient temperature	- 20~+60				
Ambient humidity	35~85%RH				
Insulation resistance	min. 20M				
Dielectric strength	2,000VAC 50/60Hz for 1 minute				
Vibration resistance	10~55Hz at double amplitude: 1.5mm(X,Y,Z directions) for 1 hour				
Shock resistance	10G				
Protection	IP65				
Indicator	Red LED				
Weight	147g			132g	147g
Cable	Ø6.1, 1.5m wire				
Material	PC				

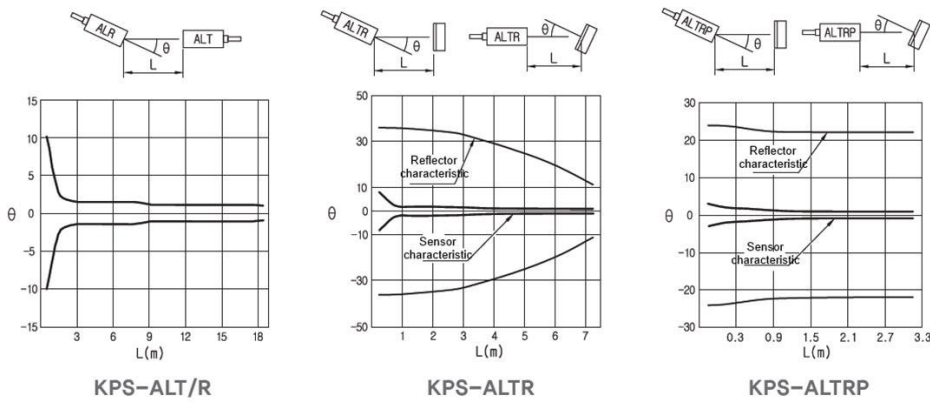
Output mode

Diffuse-reflective		Through-beam/retro-reflective	
Incident light		Incident light	
No incident light		No incident light	
Operation indicator	ON OFF	Operation indicator	ON OFF
Output	ON OFF	Output	ON OFF

Parallel Operating Range



Parallel Operating Range



Dimensions

